



Annual Meeting

The Cove at Yarmouth Resort Hotel
Condominium Trust

and

The Cove at Yarmouth Resort Hotel
Homeowners Association, Inc.

April 12, 2025

1



Welcome & Introductions

Alan Fletcher

President,
Board of Trustees




2




Board of Trustees and Directors

Venita Amidon	2029
Paul Cavaliere Jr.	2027
Ingrid Dooling	2029
Steven Fabrizio	2027
Alan Fletcher	2025
Debora Jones	2025
Malcolm MacPhail	2025
Marcia Moser	2027
Rodrigo Orozco-Silva	2029






3




Advisory Committee Members

Michael Miles

Elizabeth Koster



4



Approval of Previous Annual Meeting Minutes

April 6, 2024

Justin Smith
Area V.P. Operations/VRI Americas

5





A
CAPITAL VACATIONS COMPANY

Justin Smith
Area Vice President






6




ELECTION

Justin Smith
Area V.P. Operations/VRI Americas



7




Your Candidates

Michael S. Claffey
* Alan G. Fletcher
John P. Hart
* Debora Jones
Kenneth J. Laferriere
* Malcolm MacPhail

* Indicates Incumbent



8







Resort Operations

Speaker:

Michael Edwards
General Manager

9







10








11



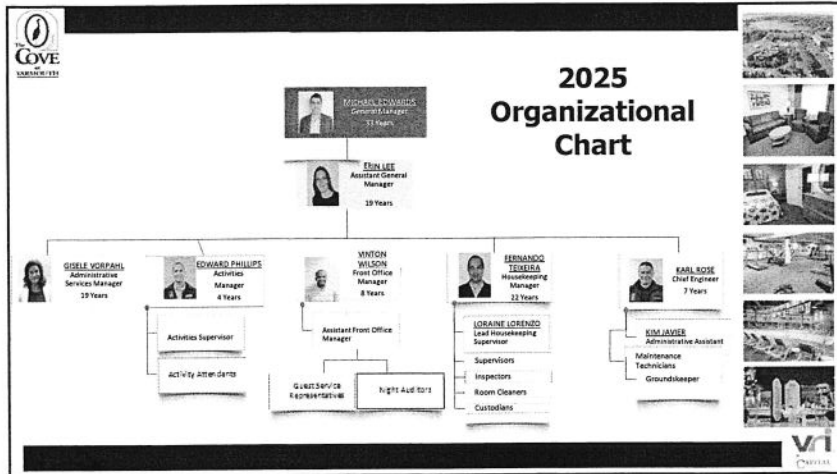
Our Pledge

“Our Mission is to provide all of our owners and guests with friendly, courteous service, responsible management and lasting vacation memories.”

Sincerely,
The Employees of The Cove at Yarmouth Resort

12



13

The Staff

Full-Time:	45	Hours:	86,233
Part-Time:	21	Injuries:	12
Ages:	18 – 79	Days Injured:	12

By Department

Housekeeping	36
Maintenance	10
Front Desk	9
Activities	8
Administration	3

14


Yearly Review

- Ownership Update
- Renovations
- Sales and Marketing
- Restaurant Update

15





16




Ownership Statistics

Total Intervals Owned 2024	10,460
Percentage Intervals Sold	90.4 %
Total Unsold Intervals	1,247
Total Delinquent Owners 2024	24 %
Owner Occupancy 2024	53 %






17



Ownership Statistics

	Intervals	# Owners	% Sold		
HOLIDAY FLOAT (H) 20 WEEKS	4,580	3,929	85.8%		
Remaining Unsold Weeks	651				
PRIME FLOAT (F) 19 WEEKS	4,351	3,892	89.5%		
Remaining Unsold Weeks	459				
FIXED PRIME (X) 12 WEEKS	2,748	2,611	95.0%		
Remaining Unsold Weeks	137				
TOTALS	11,679	10,432	90.1%		
Unsold Inventory	1,247	2024=1,181			

18



Ownership Statistics

New Sales 2024	92
Interval International	1,638
RCI Weeks	1,482
RCI Point Members	1,868
InnSeason Vacation Club	445
Vacation Internationale	894
Discovery Vacation Network	800
Voyages Travel Network	400




19